



**US
DENTAL
DEPOT**

US DENTAL DEPOT

6555 NW 9th Avenue suite 212
Fort Lauderdale 33309
Florida USA

USA - 1 1866 625 5558 – 1 954 874 6325

Colombia 57 1 489 9051

Peru 51 1 707 3444

Venezuela 58 212 729 1639

Argentina 54 11 5258 7148 Cba 54 351 569 1409

www.USDENTALDEPOT.com



ECCO Ultra Sonic Piezo Scaler-1

Item # 102236

This Ultra Sonic Piezo Scaler is mainly used for teeth cleaning and also an indispensable equipment for Tooth disease prevention and treatment. This new product has scaling, perio, and endo functions.

It contains the following functions:

1. Automatic frequency tracking ensures that the machine always works on the best frequency and more steadily



US DENTAL DEPOT

US DENTAL DEPOT

6555 NW 9th Avenue suite 212
Fort Lauderdale 33309
Florida USA

USA - 1 1866 625 5558 – 1 954 874 6325

Colombia 57 1 489 9051

Peru 51 1 707 3444

Venezuela 58 212 729 1639

Argentina 54 11 5258 7148 Cba 54 351 569 1409

www.USDENTALDEPOT.com

2. The handpiece is detachable and can be autoclaved under the high temperature of 135 degrees celcius and the pressure of 0.22Pa
3. Digitally controlled, easy operation and more efficient for scaling

Ultrasonic Piezo Scaler includes:

Description	Type
Main Unit	/
Detachable Handpiece	21.5mm x 118mm
Adapter of power supply	133mm x 58mm x 35mm
Foot Pedal	100mm x 62mm x 36mm
Scaling Tip	5 pieces
Water Line	6mm x 4mm
Torque wrench	32mm x 39mm
Waterproof "o" ring	3.2mm x 1.1mm - 4 pieces
Instruction Manual	/
Warranty Card	/
Qualified certificate	/
Endo chuck	/
Endo Wrench	/



US DENTAL DEPOT

US DENTAL DEPOT

6555 NW 9th Avenue suite 212
Fort Lauderdale 33309
Florida USA

USA - 1 1866 625 5558 – 1 954 874 6325

Colombia 57 1 489 9051

Peru 51 1 707 3444

Venezuela 58 212 729 1639

Argentina 54 11 5258 7148 Cba 54 351 569 1409

www.USDENTALDEPOT.com


Technical Specifications

- Power Input: 110-220V
- Main Unit: 30VDC 1.3A
- Out Put Power: 3W – 20W
- Frequency: 28kHz +- 3kHz
- Water Pressure: 0.01-0.5Pa
- Dimensions: 375 x 300 x 115mm

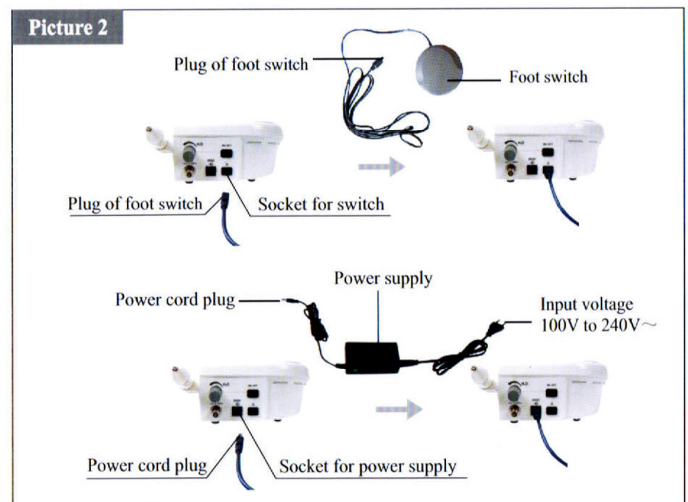
Installation of the main components

1.4.1 Sketch map for installation and connection.

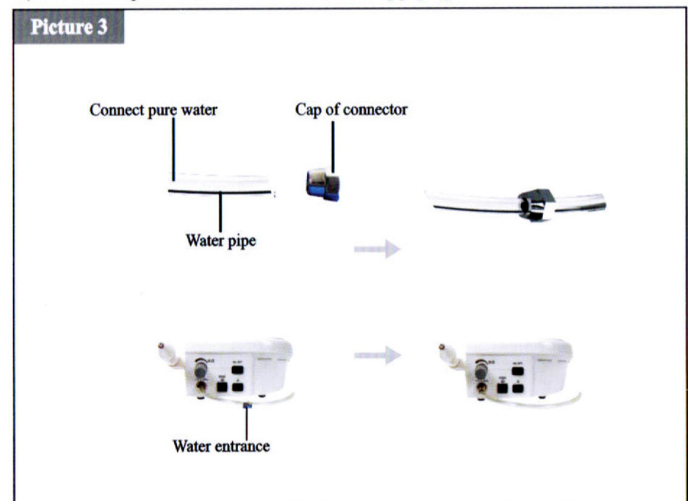
a) The front and back map of main unit



b) Sketch map for connection of foot switch, power supply and main unit



c) Sketch map for connection of water supply system





US DENTAL DEPOT

US DENTAL DEPOT

6555 NW 9th Avenue suite 212
Fort Lauderdale 33309
Florida USA

USA - 1 1866 625 5558 – 1 954 874 6325

Colombia 57 1 489 9051

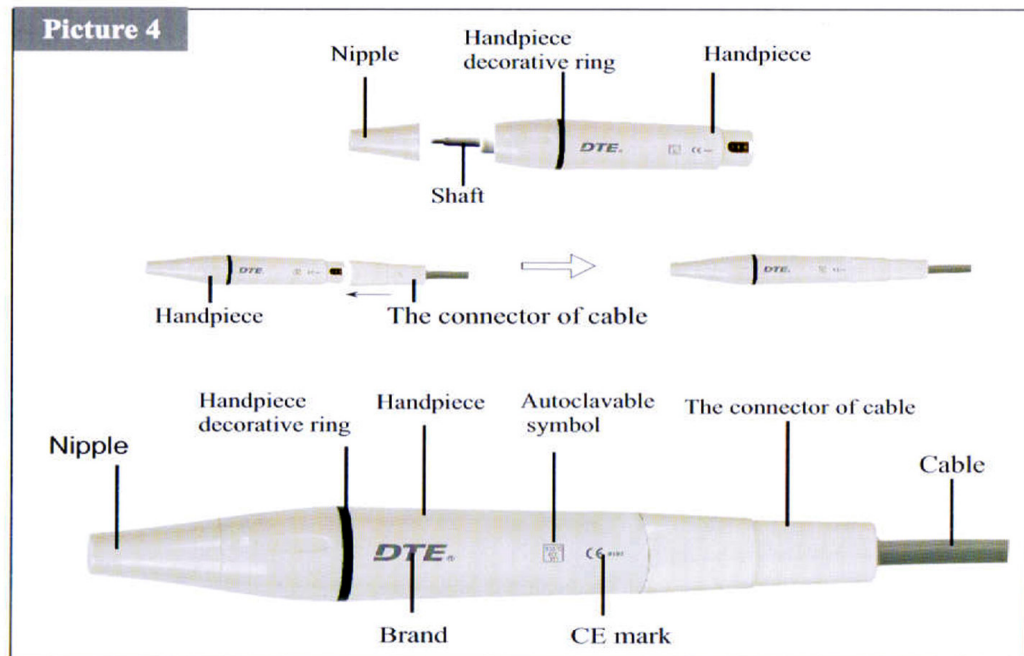
Peru 51 1 707 3444

Venezuela 58 212 729 1639

Argentina 54 11 5258 7148 Cba 54 351 569 1409

www.USDENTALDEPOT.com

d) Sketch map for connection of detachable handpiece



e) Sketch map for how to install tip and endochuck with wrench

